

RRH 218s

GENERAL DESCRIPTION

This highly-efficient, multi-load, 1600 Watt dual 18" sub-woofer with double suspension is the main system to be used with the Cello series top cabinets. The sub has been designed to kick without losing its extended low-frequency response. Suitable for use in fixed installation and mobile application, the RRH 218s is an extremely versatile subwoofer for integrators. It has been specially designed for live bands and pounding nightclubs.



For demanding applications, the CSC Maestro MS 26 controller is configured to perform and its EQ and limiter functions are preloaded in the controller. CC 8, CF 10, CF 12, CF 15, CF 12h, RR 212h, RR 15h and RR 15hl are a perfect match for RRH 218s

FEATURES

- ÿ Compact, high-performance, multi-load dual 18" subwoofer
- ÿ Easy to install
- ÿ Can retrofit into existing venues
- ÿ Rubber feet and top hat

SYSTEM APPLICATIONS

- ÿ Nightclubs
- ÿ Live performances

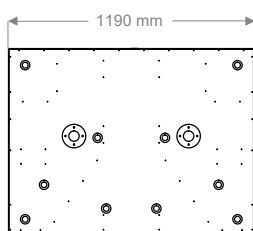
SYSTEM SPECIFICATIONS

Type	Multi loaded subwoofer
Frequency Response (1)	37 Hz-300Hz \pm 3 dB
Drivers	LF: 2 x18" (450 mm) with a 4" (100 mm) voice coil
Recommended Amplifier Upto	2500 Watts
Sensitivity (1 Watt/1 metre)	106 dB
Maximum SPL (9)	137dB continuous, 143 dB Max
Nominal Impedance	4 Ohms
Dispersion	Omni
Crossover	LPF 100 Hz
Enclosure	Baltic birch ply
Finish	Textured black paint
Protective Grille	Perforated steel
Connectors	2 x Neutrik NL8
Pin Connections	Input: \pm 1, Link through: \pm 2
Standard Colours	Black
Fittings	Top hat, Flying rails
Dimensions - Product	(W) 1190 mm x (H) 510 mm x (D) 901 mm
Dimensions - Including packing	(W) 1214 mm x (H) 534 mm x (D) 921 mm
Horn	NA
Rated Continuous Power AES	1600 Watts
Rated Maxium Power/Program Power	3200 Watts
Peak Power	6400 Watts
Accessories	Castors, Felted waterproof covers, Flying hardware
Net weight	90 kgs
Shipping Weight	96 kgs

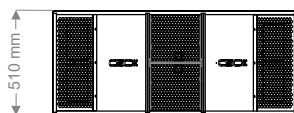
Subwoofers measured on axis in half space @ 1 watt/1 meter using band limited pink noise. In the en-deavour to continuously improve the product with design refinements introduced into existing products. Any current CSC product may differ in some respect from its published description. However this will always equal or exceed the original design specifications. Every CSC product is built to the highest standards and tested to ensure that it meets the performance criteria specified.

SAFETY INSTRUCTIONS

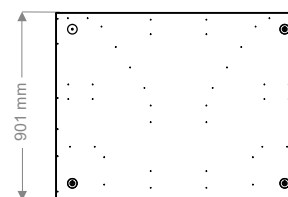
- ÿ When flying speakers, appropriate hardware and techniques must be employed for safely suspending the enclosures.
- ÿ Ensure all instructions that appear on specific loudspeaker datasheets are followed.
- ÿ All speaker hardware and flying apparatus must be regularly inspected for any visual or mechanical failure.
- ÿ Leave adequate distance between speakers and the audience. Refer to your local authority for Health and Safety guidance when using loudspeaker systems.
- ÿ The CSC digital controller should only be programmed by a CSC authorized technician. Do not use CSC loudspeaker systems without the correct controller and the program. If a system fails due to incorrect controller use, warranty is void.
- ÿ Protect your speakers and electronics from exposure to humidity, water or rain.
- ÿ CSC loudspeakers and electronics are covered against defects in workmanship or materials for a period of two years from the original date of purchase. The CSC warranty **does not cover** any item which in CSC's opinion has failed due to user abuse, accident, modifications.
- ÿ The defective item will be repaired/replaced with no charge for materials or labour. However the item should be adequately packed and dispatched, pre-paid, to a CSC authorized distributor/service center.



Top View



Front View



Bottom View